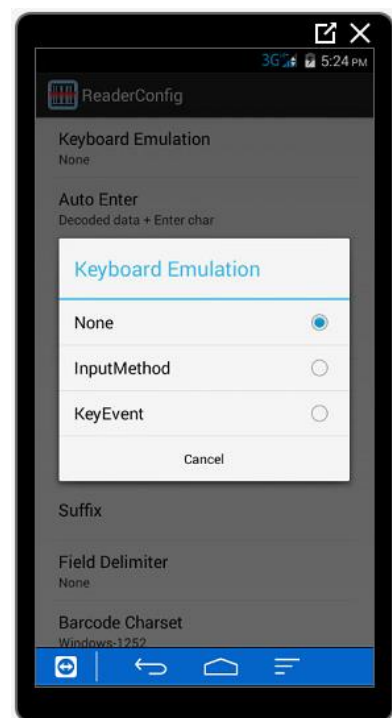
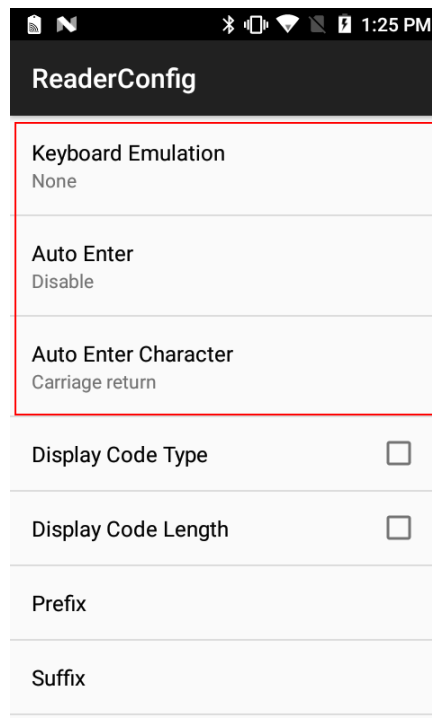
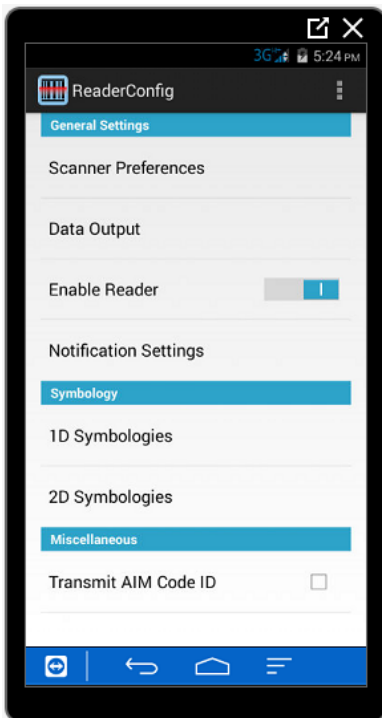


# How to configure **CipherLab Touch Computers** (RS50/RS31/RS30/RK25/9700 Series) for MobileNAV Android application

## Configure CipherLab Touch Computer

- Launch **ReaderConfig** application
- Go to **Data Output**
- Edit **Keyboard Emulation** and select **None**
- Edit **Auto Enter** and select **Disabled**



## Configure Mobilenav

- Launch **MobileNAV** application
- Log into online or offline
- Click on main menu(MobileNAV icon on the top left)
  - a. Select **Settings**
  - b. Barcode mode: **device-specific**
  - c. click on **Configure...** button
    - i. Intent action: **com.cipherlab.barcodebaseapi.PASS\_DATA\_2\_APP**
    - ii. Intent category: (leave empty)
    - iii. Data id: **Decoder\_Data**

