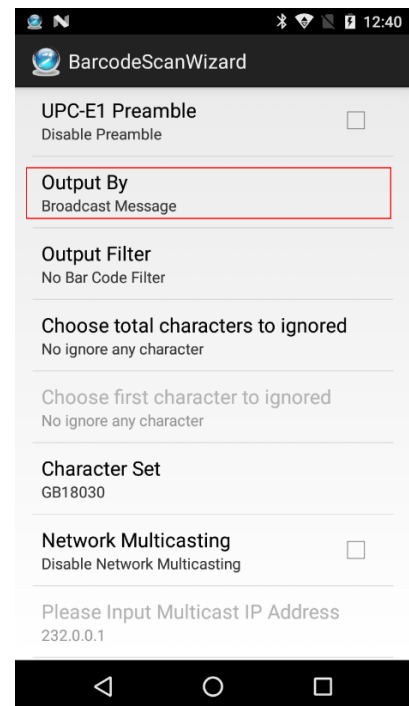
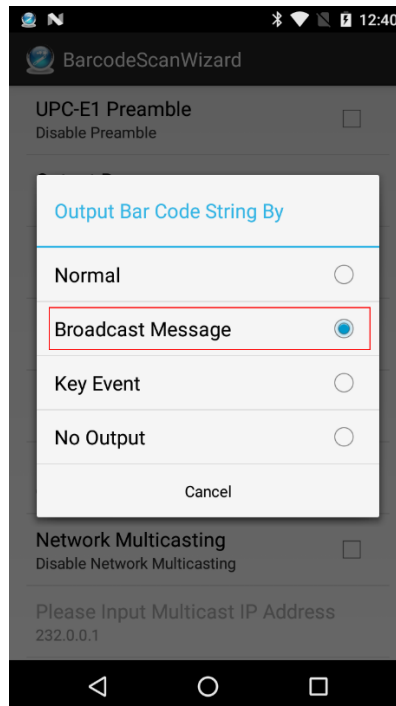
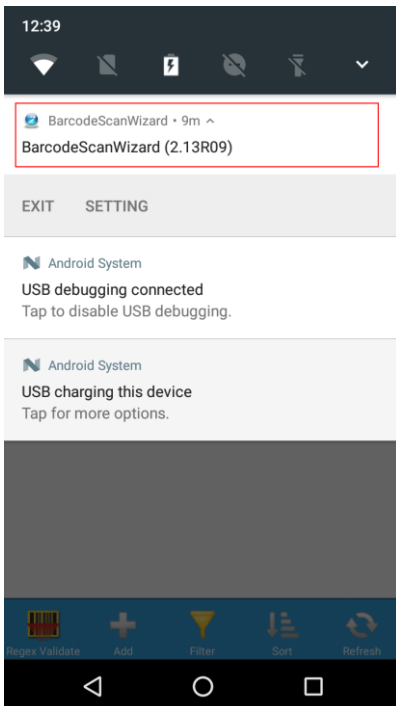


## How to configure Handheld Rugged Computers (Nautiz X2, Natutiz X4, Nautiz X9, Algiz RT7, Algiz 8X, ...) for MobileNAV Android application

### Configure Handheld Rugged Computer

- Check the notifications, and make sure that the **version of the BarcodeScannerWizard is version 2.13R09 or newer.**
- Launch **BarcodeScannerWizard** application
- Set **Output By** property to **Broadcast Message**



## Configure Mobilenav

- Launch **MobileNAV** application
- Log into online or offline
- Click on main menu(MobileNAV icon on the top left)
  - a. Select **Settings**
  - b. Barcode mode: **Device-specific**
  - c. click on **Configure...** button
    - i. Intent action: **BROADCAST\_BARCODE**
    - ii. Intent category: (leave empty)
    - iii. Data id: **BROADCAST\_BARCODE\_STRING**

